

COVID-19 Vaccination During Pregnancy in Ontario

Report #2:

Covering December 14, 2020 to June 30, 2021*

Background

Pregnant individuals are considered a high-risk population for COVID-19 complications, based on higher rates of COVID-19 hospitalization, ICU admission, and death compared with non-pregnant individuals.¹⁻⁴ Since late April 2021, pregnant people in Ontario have been prioritized for COVID-19 vaccination as part of Phase 2 of the COVID-19 vaccine program implementation.⁵ Even prior to April, Canada and many other countries recommended not withholding COVID-19 vaccination for pregnant people in early priority groups, such as health care or other frontline workers;⁶⁻⁸ therefore, COVID-19 vaccination was already being administered during pregnancy prior to late April, but less frequently.

With support from the Public Health Agency of Canada, through the Vaccine Surveillance Reference Group and the COVID-19 Immunity Task Force, the Better Outcomes Registry & Network (BORN) Ontario is evaluating COVID-19 vaccination in pregnant individuals in Ontario. As a prescribed Registry under the Personal Health Information Protection Act (PHIPA), BORN collects extensive clinical data on all pregnancies and births in Ontario from over 250 hospitals, birth centres, midwifery practice groups, and screening labs (www.bornontario.ca).⁹ Our [previous report](#) covered the period up to May 30, 2021. This report updates the data on COVID-19 vaccination during pregnancy using data extracted from the Ontario Ministry of Health's COVaxON application up until June 30, 2021 and from the BORN Information System (BIS) on July 1, 2021. **Results will be updated on a regular basis as new data become available.**

Highlights

- Between December 14, 2020 and June 30, 2021, there were an estimated 140,789 pregnant individuals in Ontario. Across this entire reporting interval, 39,985 (28.4%) received at least one dose of COVID-19 vaccine during pregnancy:
 - o The mean gestational age at first COVID-19 vaccination during pregnancy was 31.1 weeks of gestation.
- Of the 39,985 individuals who received at least one dose of COVID-19 vaccine during pregnancy, 26,381 (66%) received dose 1 and 13,604 (34%) received dose 1 and dose 2 during pregnancy, thereby completing their vaccine series.
- Of the 13,604 individuals who received dose 1 and dose 2 during pregnancy:
 - o 11,471 (84.3%) received two doses of the same vaccine product and 2,133 (15.7%) received a mixed vaccine series (i.e., dose 1 and dose 2 were different vaccine products).
 - o 1,037 (7.6%) had an interval between dose 1 and dose 2 of 28 days or less, 8,568 (63.0%) had an interval of 29-56 days (4-8 weeks), and 3,999 (29.4%) had an interval of 57 days or greater (>8 weeks).

* Reporting interval includes all pregnant individuals with an expected date of birth on or after December 14, 2020 (when the provincial COVID-19 vaccination program began) and all COVID-19 vaccines administered and reported to COVaxON by June 30, 2021.

- Monthly uptake of COVID-19 vaccination during pregnancy increased substantially over the reporting interval from an estimated 0.02% in December 2020 to 45.4% in June 2021.
- Cumulative incidence rates of pregnancy and birth outcomes among vaccinated individuals based on this preliminary data do not suggest any pattern of increased risk.

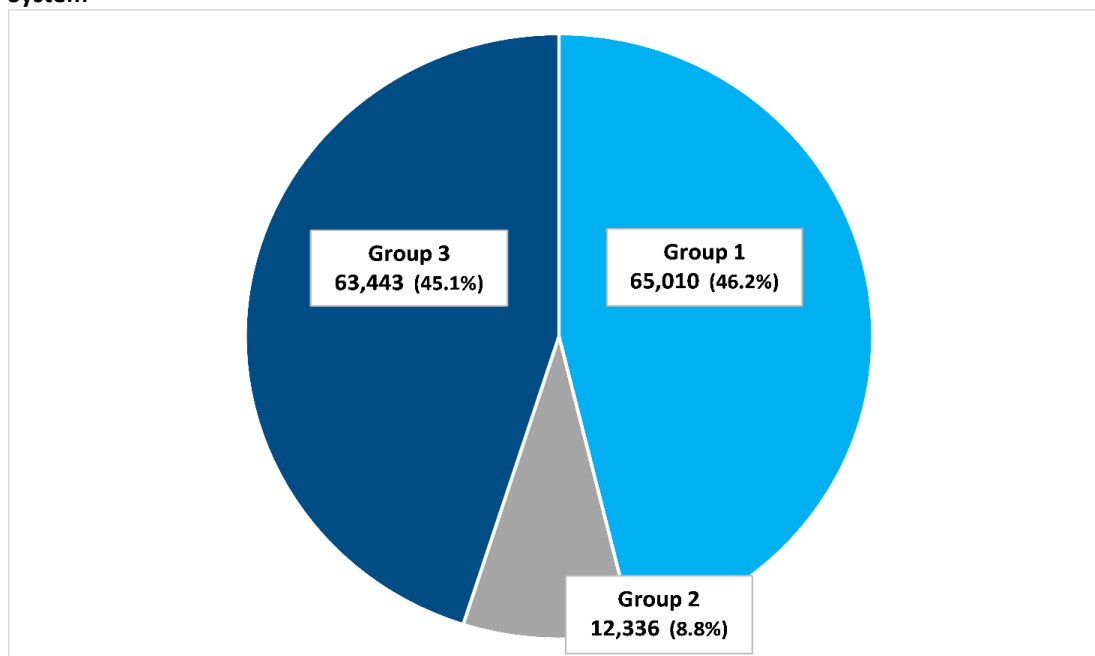
Results

1. Pregnant population in Ontario during reporting interval (December 14, 2020 to June 30, 2021)

During the interval between December 14, 2020 (when the COVID-19 vaccination program began in Ontario) and June 30, 2021, an estimated 140,789 individuals were at various stages of pregnancy (see the Appendix for methodological details of how the population was identified).

- 65,010 (46.2%) have already given birth and the birth record has been transferred to the BORN Registry (**Group 1**)
- Another 12,336 (8.8%) have likely given birth, based on their expected due date; however, their birth record has not yet been transferred to the BORN Registry (**Group 2**)
- 63,443 people (45.1%) are still currently pregnant as of June 30, 2021 and are expected to give birth at a later date (**Group 3**)

Figure 1. Pregnant population in Ontario during reporting interval, by type of record in the BORN Information System



^a Individuals in Group 2 are those that are likely to have given birth within this reporting interval based on the estimated due date computed from prenatal screening records. However, the birth records for this group have not yet been entered/transferred from the hospital or birth/midwifery practice to the BORN Information System. This is a normal lag time, but it is also possible that some of these may have ended in pregnancy loss before 20 weeks of gestation, which is not captured in the database.

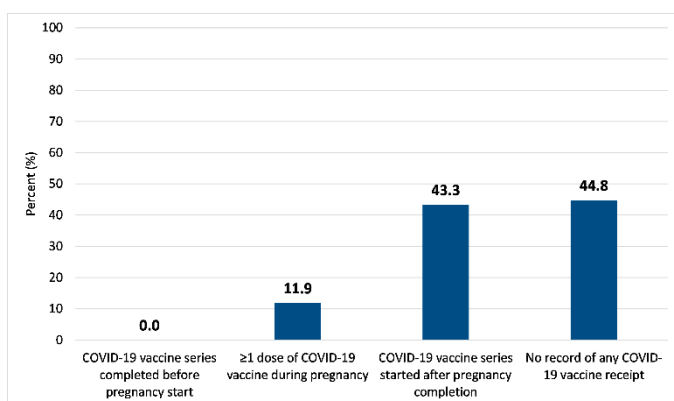
2. Number and proportion of pregnant people in Ontario who have received a COVID-19 vaccine

In this reporting interval from December 14, 2020 to June 30, 2021, **39,985** individuals had received at least one dose of COVID-19 vaccine during pregnancy.

- The figures below show the number and percentage of individuals in each group of the pregnant population by vaccination status.

GROUP 1: Birth occurred and records complete n = 65,010

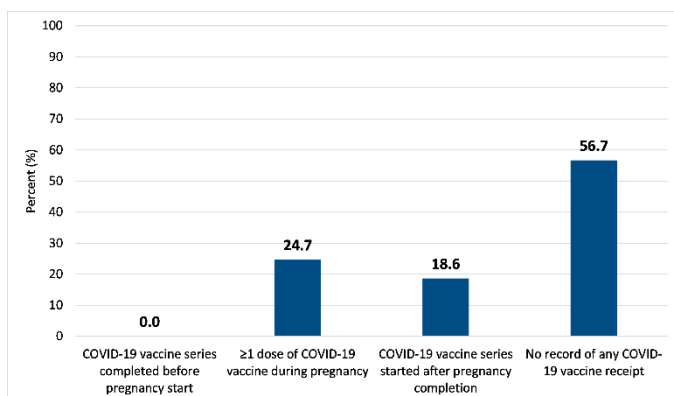
Figure 2a.



- No individuals in this group had completed their COVID-19 vaccine series prior to becoming pregnant
- **7,716** people (11.9%) in this group received at least one dose of COVID-19 vaccine during pregnancy (dose 1 and/or dose 2)
- **28,171** people (43.3%) started their COVID-19 vaccine series after their pregnancy was completed
- **29,123** people (44.8%) did not have any record of having received a COVID-19 vaccine at any time

GROUP 2: Birth likely occurred and records not yet complete n = 12,336

Figure 2b.

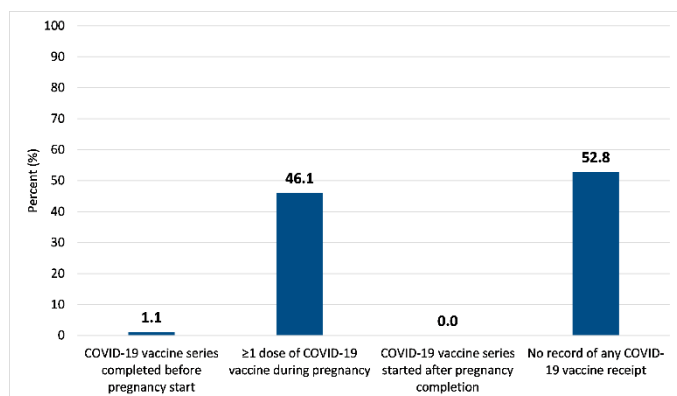


- No individuals in this group had completed their COVID-19 vaccine series prior to becoming pregnant
- **3,045** people (24.7%) in this group received at least one dose of COVID-19 vaccine during pregnancy (dose 1 and/or dose 2)
- **2,300** people (18.6%) started their COVID-19 vaccine series after their pregnancy was completed
- **6,991** people (56.7%) did not have any record of having received a COVID-19 vaccine at any time

GROUP 3: Due date after June 30, 2021 (still currently pregnant)

n = 63,443

Figure 2c.



- **712** people (1.1%) in this group had already completed their COVID-19 vaccine series^a prior to becoming pregnant
- **29,224** people (46.1%) in this group received at least one dose of COVID-19 vaccine during pregnancy (dose 1 and/or dose 2)
- No individuals in this group started their COVID-19 vaccine series after their pregnancy was completed
- **33,507** people (52.8%) did not have any record of having received a COVID-19 vaccine at any time

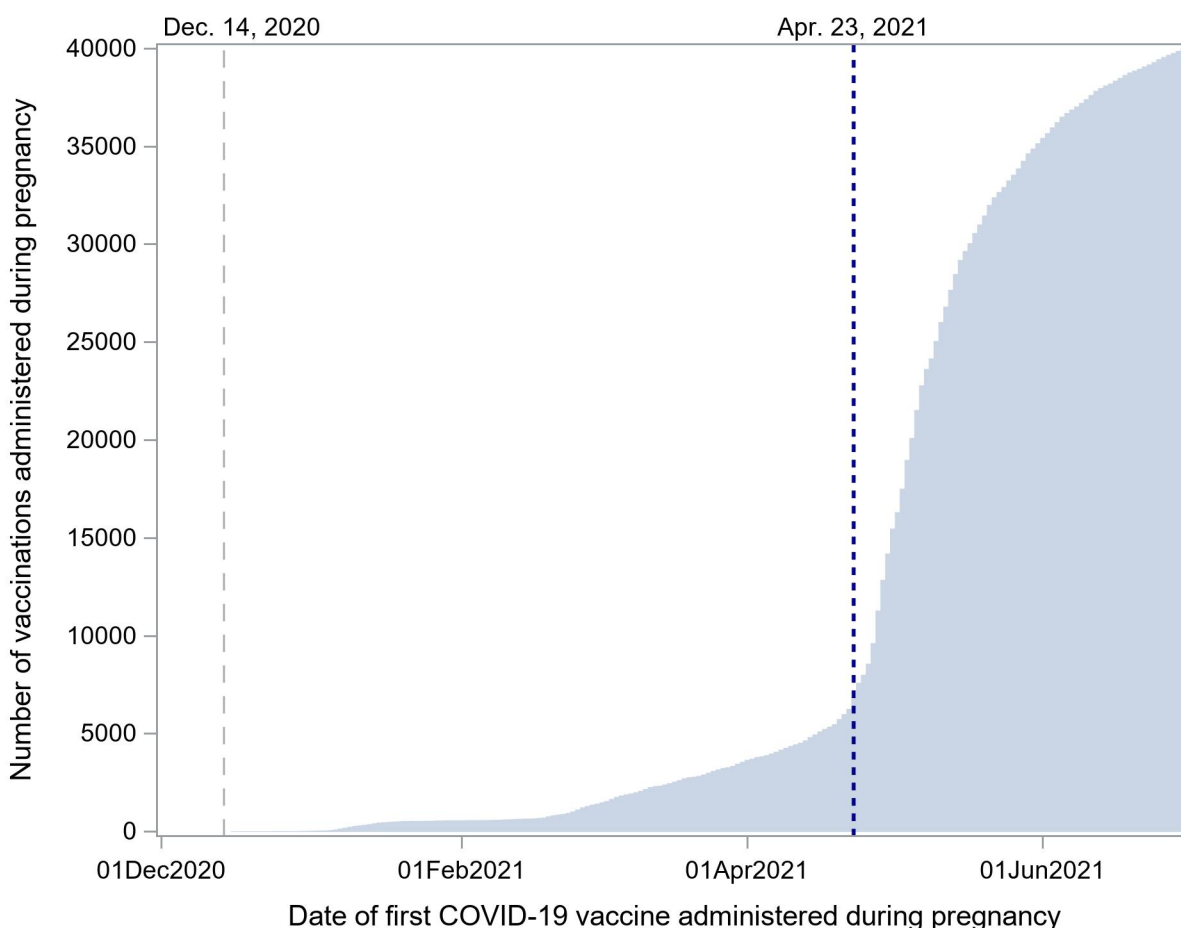
^a A complete COVID-19 vaccine series is defined as receipt of both doses of a two-dose vaccine series. All COVID-19 vaccines currently available in Ontario have a two-dose schedule. This group also includes individuals who received dose 1 before pregnancy but have no record of receiving dose 2 during pregnancy.

3. Calendar timing of COVID-19 vaccination during pregnancy

Of the **39,985** pregnant individuals who received at least one dose of COVID-19 vaccine during pregnancy, 39,226 (98.1%) initiated their COVID-19 vaccine series during pregnancy (i.e., received dose 1 during pregnancy) and 759 (1.9%) received only dose 2 during pregnancy (i.e., received dose 1 prior to pregnancy).

- Figure 3 below shows the calendar timing of the first COVID-19 vaccination administered during pregnancy (i.e., dose 1 for those who initiated their COVID-19 vaccine series during pregnancy, or dose 2 for those who received dose 1 prior to pregnancy).
- The majority of vaccines were administered after April 23, 2021, when pregnant people were designated a priority population in Ontario (shown by the bold dotted line).

Figure 3. Calendar timing of the first COVID-19 vaccination administered during pregnancy



^a Vertical pale dashed line represents the date the provincial COVID-19 vaccination program began in Ontario (December 14, 2020) and vertical bold dotted line represents the date pregnant people were designated a priority population in Ontario (April 23, 2021).

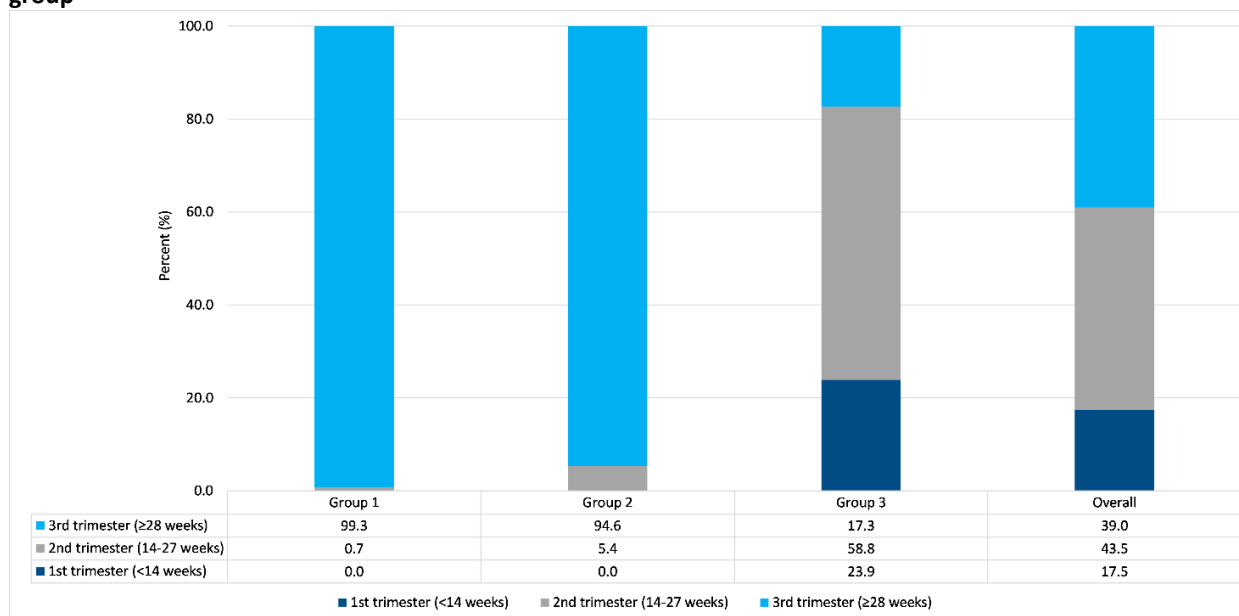
^b Timing reflects the date of the first COVID-19 vaccination administered during pregnancy (i.e., dose 1 for those who initiated their COVID-19 vaccine series during pregnancy, or dose 2 for those who received dose 1 prior to pregnancy).

4. Gestational timing of COVID-19 vaccination during pregnancy

Of the **39,985** pregnant individuals who received at least one dose of COVID-19 vaccine during pregnancy, the mean gestational age when they received their first COVID-19 vaccination administered during pregnancy (i.e., dose 1 for those who initiated their COVID-19 vaccine series during pregnancy, or dose 2 for those who received dose 1 prior to pregnancy) was 31.1 weeks of gestation.

- By group, the mean gestational age at first COVID-19 vaccination during pregnancy:
 - o Group 1 (birth records complete): 39.0 weeks of gestation
 - o Group 2 (birth records not complete): 34.5 weeks of gestation
 - o Group 3 (due date after June 30, 2021): 19.8 weeks of gestation
- Almost all individuals in Groups 1 and 2 who received at least one dose of COVID-19 vaccine during pregnancy received their first vaccination in the third trimester of pregnancy (Figure 4).
- Among individuals in Group 3 (i.e., still pregnant as of June 30, 2021) who received at least one dose of COVID-19 vaccine during pregnancy, 23.9% received their first dose in the first trimester, 58.8% in the second trimester, and 17.3% in the third trimester (Figure 4).

Figure 4. Gestational timing (trimester) of the first COVID-19 vaccination administered during pregnancy, by group

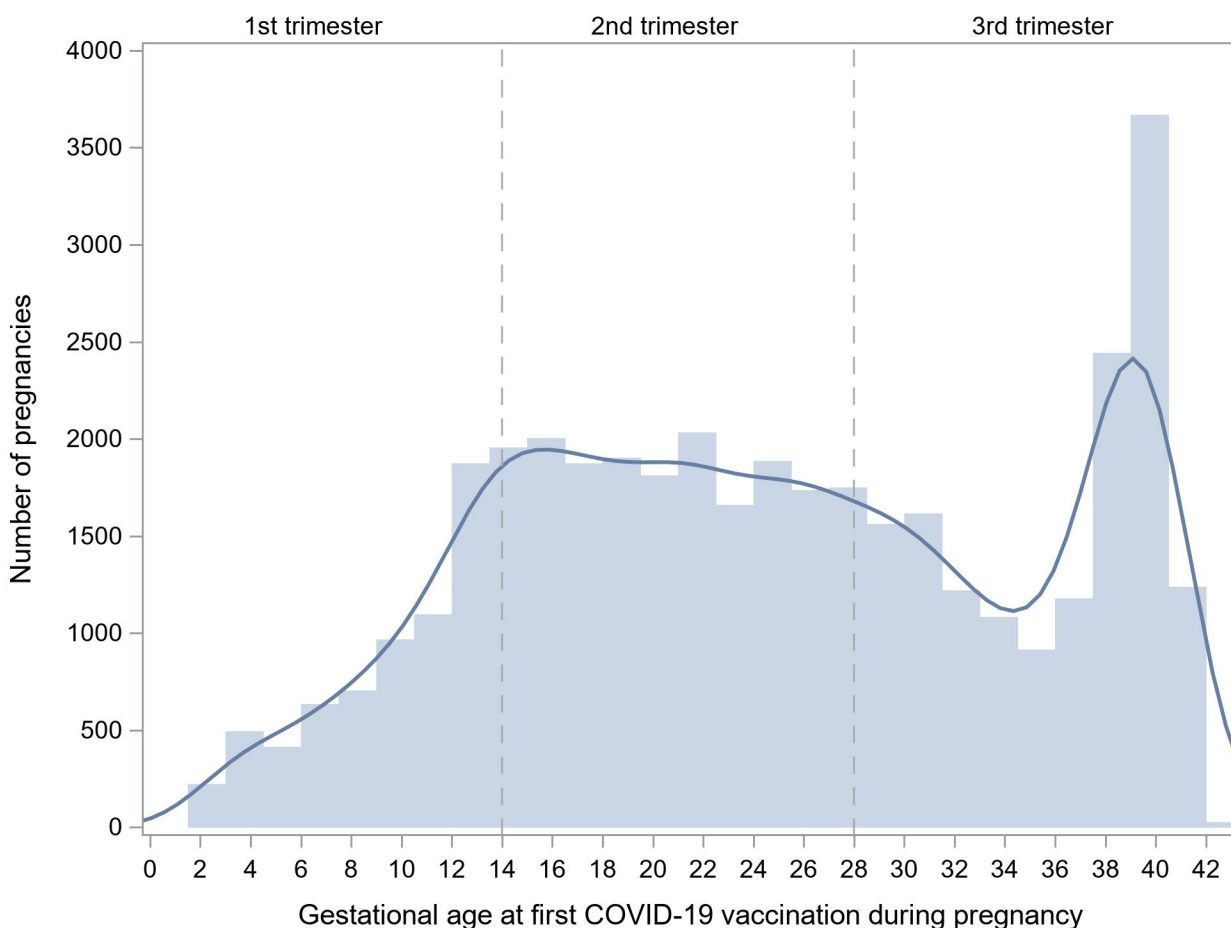


^a Only individuals who received ≥1 dose of COVID-19 vaccine during pregnancy are shown in Figure 4.

^b Group 1: Delivered and birth record received (n=7,716); Group 2: Delivered and birth record not yet received (n=3,045); Group 3: Still pregnant as of June 30, 2021 (n=29,224).

- The distribution of the gestational week of pregnancy when the first COVID-19 vaccination was administered is shown below in Figure 5.

Figure 5. Gestational timing (week) of the first COVID-19 vaccination administered during pregnancy



^a Only individuals who received ≥ 1 dose of COVID-19 vaccine during pregnancy are shown in Figure 5.

5. Type of COVID-19 vaccine received during pregnancy and interval between doses

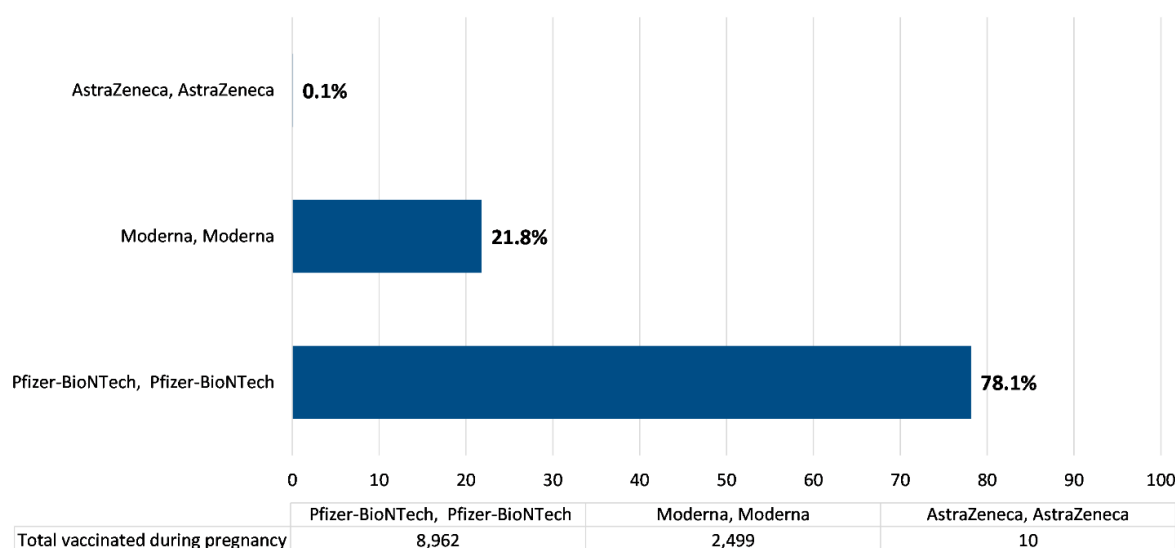
Of the **39,985** pregnant individuals who received at least one dose of COVID-19 vaccine during pregnancy:

- 32,345 (80.9%) received the Pfizer-BioNTech vaccine, 7,516 (18.8%) received the Moderna vaccine, and 124 (0.3%) received a viral-vector vaccine (i.e., AstraZeneca or COVISHIELD).
- These results reflect the type of vaccine received for the first COVID-19 vaccination administered during pregnancy (i.e., dose 1 for those who initiated their COVID-19 vaccine series during pregnancy, or dose 2 for those who received dose 1 prior to pregnancy).

Among the **13,604** individuals who received both dose 1 and dose 2 during pregnancy:

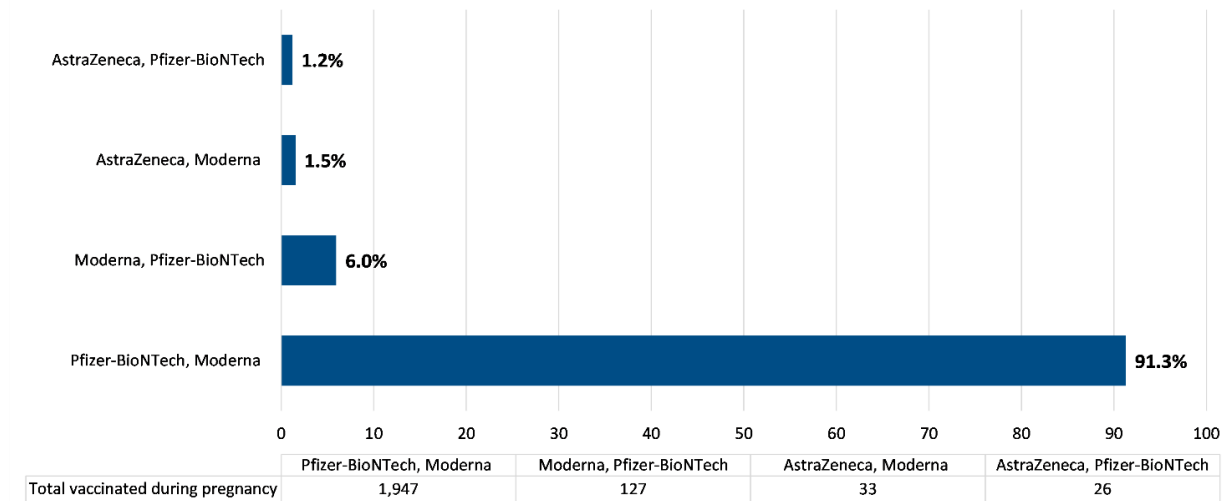
- 11,471 (84.3%) completed their series with two doses of the same vaccine (Figure 6a); of these:
 - 8,962 (78.1%) received two doses of the Pfizer-BioNTech vaccine
 - 2,499 (21.8%) received two doses of Moderna vaccine
 - 10 (0.1%) received two doses of a viral-vector vaccine (i.e., AstraZeneca or COVISHIELD)
- 2,133 (15.7%) received a mixed vaccine series (i.e., dose 1 and dose 2 were different vaccine products) (Figure 6b); of these:
 - 1,947 (91.3%) received Pfizer-BioNTech (dose 1) and Moderna (dose 2)
 - 127 (6.0%) received Moderna (dose 1) and Pfizer-BioNTech (dose 2)
 - 33 (1.5%) received AstraZeneca (dose 1) and Moderna (dose 2)
 - 26 (1.2%) received AstraZeneca (dose 1) and Pfizer-BioNTech (dose 2)

Figure 6a. Type of vaccines administered among 11,471 individuals who received two doses of the same vaccine product during pregnancy



^a Only those who received two doses of the same vaccine (n=11,471) during pregnancy are shown in Figure 6a.

Figure 6b. Type of vaccines administered among 2,133 individuals who received two doses of different vaccine products during pregnancy (i.e., mixed vaccine series)

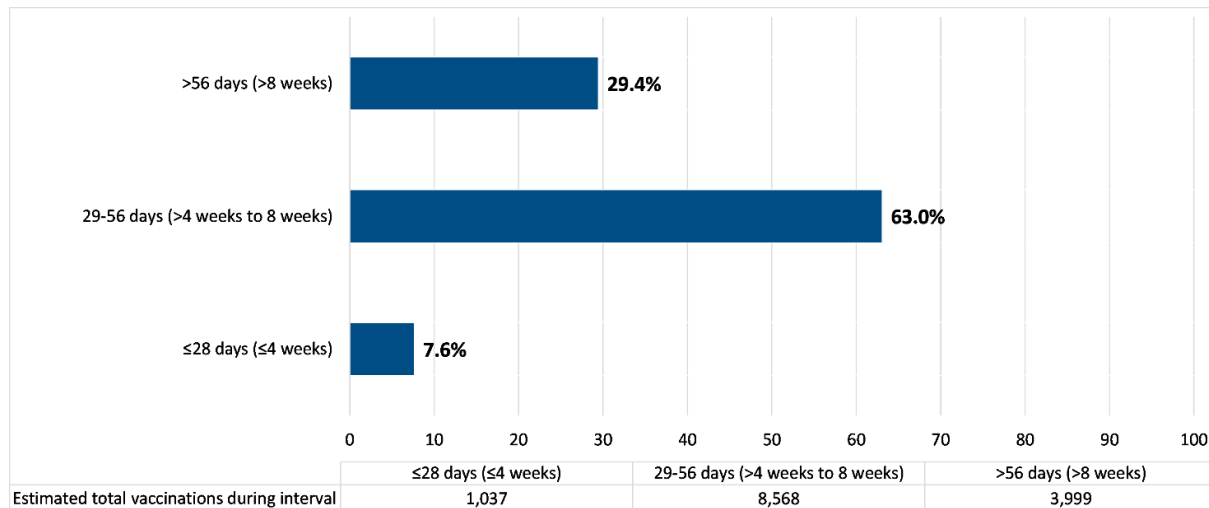


^a Only those who received a mixed vaccine series (i.e., dose 1 and dose 2 were different vaccine products) (n=2,133) during pregnancy are shown in Figure 6b.

Among the **13,604** individuals who received both dose 1 and dose 2 during pregnancy (Figure 7):

- 1,037 (7.6%) had an interval between dose 1 and dose 2 of 28 days or less
- 8,568 (63.0%) had an interval between dose 1 and dose 2 of 29-56 days
- 3,999 (29.4%) had an interval between dose 1 and dose 2 of more than 56 days

Figure 7. Interval between dose 1 and dose 2 among 13,604 individuals who received both doses during pregnancy



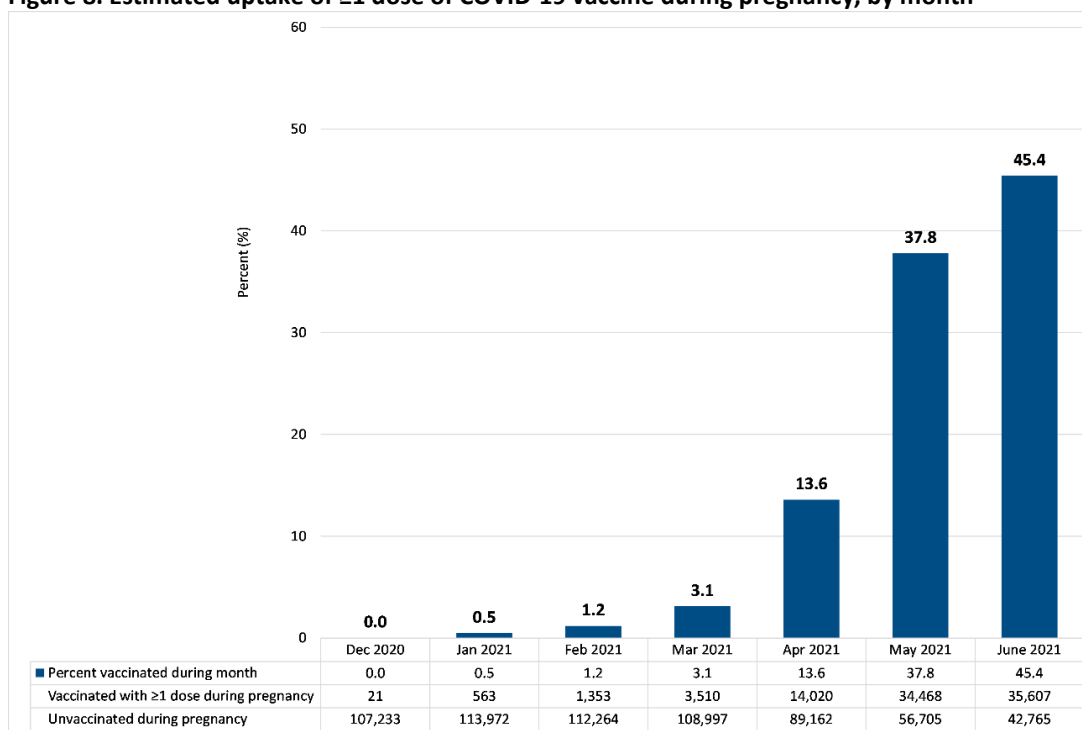
^a Only those who received two doses of COVID-19 vaccine (n=13,604) during pregnancy are shown in Figure 7.

6. Estimated COVID-19 vaccine uptake during pregnancy

Because pregnancy is a transient state and not all individuals have given birth yet, we estimated the pregnant population during each month of the reporting interval and computed the percentage who received ≥ 1 dose of COVID-19 vaccine during pregnancy. See Appendix for details on methodology used to identify the denominator (i.e., estimated pregnant population) during each calendar month.

- Across the entire reporting interval, 28.4% of pregnant individuals in Ontario received at least one dose of COVID-19 vaccine during pregnancy.
- Estimates of monthly uptake of COVID-19 vaccination during pregnancy increased substantially over the reporting interval, from 0.02% among people who were pregnant at any point during the month of December 2020 to 45.4% among people who were pregnant at any point during the month of June 2021.
- Note that the estimated size of the pregnant population in each month appears to decrease over time, particularly in the most recent months of the reporting interval. This is a reflection of normal delays in transferring birth records to the BORN Information System after the birth has taken place and, therefore, the availability of data to identify ongoing pregnancies (see Appendix for details).

Figure 8. Estimated uptake of ≥ 1 dose of COVID-19 vaccine during pregnancy, by month



^a Uptake was defined as the percentage of individuals who received ≥ 1 dose of COVID-19 vaccine during pregnancy.

^b Pregnant individuals were included during a given calendar month if they had given birth during the month, or if they were still 'currently pregnant' on the last day of the month (i.e., the last day of the month was between their estimated date of conception and estimated due date). As a result, the numerators and denominators across months are not mutually exclusive and, therefore, the sum of individual months will not equal the total for the entire reporting interval.

^c Note that these are estimates of vaccine uptake during pregnancy only. Coverage estimates, which include doses received prior to pregnancy start, will be provided in future reports.

- During this reporting interval from December 14, 2020 to June 30, 2021, uptake of COVID-19 vaccination during pregnancy showed substantial variability by maternal age and neighbourhood income quintile. Gradients were seen for both characteristics, with the lowest uptake seen among the youngest individuals and among those who lived in a neighbourhood with the lowest area-based income.

Table 1. Estimated uptake of ≥1 dose of COVID-19 vaccine during pregnancy, by maternal age and neighbourhood income quintile

		Number vaccinated (≥1 dose) during pregnancy	Estimated number of pregnant individuals	Percent vaccinated during pregnancy (95% confidence interval)
OVERALL		39,985	140,789	28.4% (28.2-28.6)
Maternal age (years) at birth or estimated date of birth	<25	1,294	10,575	12.2% (11.6-12.9)
	25-29	7,568	33,311	22.7% (22.3-23.2)
	30-34	18,038	57,052	31.6% (31.2-32.0)
	35-39	10,772	32,485	33.2% (32.7-33.7)
	≥40	2,314	7,365	31.4% (30.4-32.5)
Neighbourhood income quintile	1 (lowest)	6,393	23,738	26.8% (26.2-27.4)
	2	7,669	24,482	31.3% (30.8-31.9)
	3	8,653	26,258	32.9% (32.3-33.5)
	4	9,199	25,527	36.1% (35.5-36.7)
	5 (highest)	7,665	19,920	38.3% (37.7-39.0)
	Missing	407	20,863	2.0% (1.8-2.2)

^a Uptake was defined as the percentage of individuals who received ≥1 dose of COVID-19 vaccine during pregnancy.

^b Note that these are estimates of vaccine uptake during pregnancy only. Coverage estimates, which include doses received prior to pregnancy start, will be provided in future reports.

7. Pregnancy and birth outcomes

The cumulative incidence rates of pregnancy and birth outcomes among vaccinated pregnant individuals who had given birth by the end of the reporting interval and had a birth record available (i.e., Group 1) are provided in Table 2 below.

- These estimates were calculated among the 5,116 pregnancies in Group 1 that could have reached the potential gestational length of 42 weeks by the end of the reporting interval (i.e., those with a last menstrual period date prior to September 7, 2020) in order to prevent cohort truncation bias.

For context, a range of background rates of the same outcomes are also provided for the Ontario pregnant population prior to the COVID-19 pandemic (i.e., for the same calendar interval of time, two years earlier).

- These estimates were calculated among the 65,758 pregnancies in the BORN Information System from December 14, 2018 to June 30, 2019 that could have reached the potential gestational length of 42 weeks by the end of the reporting interval (i.e., those with a last menstrual period date prior to September 7, 2018) in order to prevent cohort truncation bias.

Although these two groups are not directly comparable due to differences in prevalence of demographic and clinical risk factors between the two groups, these preliminary results do not suggest any pattern of increased risk for these outcomes among vaccinated pregnant individuals. Future epidemiological analyses are planned and will account for baseline differences in prevalence of demographic and clinical risk factors in vaccinated and unvaccinated pregnant individuals to formally assess these, and other, outcomes.

Table 2. Cumulative incidence rates of pregnancy and birth outcomes in vaccinated individuals and corresponding background rates in the Ontario pregnant population

Pregnancy and birth outcomes	Preliminary cumulative incidence rates among vaccinated pregnant individuals ^a	Range of background rates in Ontario ^b
Among pregnant individuals		
Post-partum hemorrhage		
Cumulative incidence per 1,000 pregnant individuals (95% CI)	9.8 (7.1-12.5)	11.8-13.5
Among all births (live births and stillbirths)		
Stillbirth		
Cumulative incidence per 1,000 total births (95% CI)	--- ^c	3.2-4.1
Among live births		
Preterm birth <37 weeks' gestation		
Cumulative incidence per 100 live births (95% CI)	3.3 (2.8-3.8)	5.9-6.3
5-minute Apgar score <7		
Cumulative incidence per 100 live births (95% CI)	1.4 (1.0-1.7)	1.8-2.0

Pregnancy and birth outcomes	Preliminary cumulative incidence rates among vaccinated pregnant individuals ^a	Range of background rates in Ontario ^b
Among singleton live births		
Small for gestational age ^d		
Cumulative incidence per 100 singleton live births (95% CI)	8.0 (7.3-8.8)	9.3-9.7

^a Includes any pregnant individual in Group 1 who received ≥ 1 dose of COVID-19 vaccine during pregnancy, limited to those with a last menstrual period date prior to September 7, 2020 to prevent cohort truncation bias.

^b Background rates computed among all births in the BORN Information System from December 14, 2018 to June 30, 2019, limited to those with a last menstrual period date prior to September 7, 2018 to prevent cohort truncation bias. Range determined from 95% confidence interval bounds around point estimate of the computed incidence rates.

^c Measure has been suppressed due to cell count of < 6 to protect privacy.

^d Defined as $< 10^{\text{th}}$ percentile of sex- and gestational age-specific birth weight distribution using a Canadian reference standard.

Appendix

Methods

- Findings presented in this report reflect all data received from COVaxON up until June 30th, 2021 and from the BORN Information System (BIS) on July 1st, 2021. Since both data sources are dynamic reporting systems, allowing ongoing updates to data previously entered, this report represents a snapshot at the time of data extraction. The results in this report may, therefore, differ from previous or subsequent reports. It is also important to note that the estimated denominator of all pregnancies and the uptake estimates may differ from other sources (e.g., such as those reported by ICES) because of different definitions, data sources, or reporting delays.
- We identified the population of all individuals who were pregnant at any point since the COVID-19 vaccination program began in Ontario on December 14, 2020 using prenatal screening records (transferred weekly to the BIS from provincial screening labs) and available birth records to identify ongoing and new pregnancies and births in near real-time. Pregnancies of screened individuals can be identified as early as 12 weeks of gestation and about 70% of pregnant individuals in Ontario undergo prenatal screening.^{10,11} Pregnancies of non-screened individuals cannot be identified until the birth has occurred and the record has been transferred to BORN Ontario. Extensive details about BIS data can be found elsewhere.⁹
- We linked the pregnant population in the reporting interval with vaccination records from COVaxON, which is the single data source used to capture COVID-19 immunization events in Ontario.
- Estimated date of conception was calculated by adding 14 days to the date of the last menstrual period recorded in the BIS. If the date of the last menstrual period was missing, it was estimated by subtracting 280 days from the estimated date of birth (i.e., due date) recorded in the BIS.

Limitations

- The data in this report may differ from other Ontario reports due to different data sources used to define the pregnant population. In particular, BORN uses prenatal screening records to estimate the number of currently pregnant people in Ontario. The uptake of prenatal screening in Ontario is approximately 70%^{10,11} so this report will underestimate the total number of currently pregnant people, especially in the more recent months of the reporting interval due to delays in transferring birth records from some hospitals.
- The COVaxON database was deterministically linked to the BORN Information System primarily using health card number. Some vaccination records may not have linked to a pregnancy record due to missing or inaccurate health card number in either the BORN Information System and/or COVaxON.
- BORN Ontario does not collect outcome data on pregnancy losses or terminations prior to 20 weeks of gestation.

References

1. U.S. Centers for Disease Control and Prevention. Precautions for people with certain medical conditions. Published 2021. Accessed February 7, 2021. Available at: <https://www.cdc.gov/coronavirus/2019-ncov/need-extra-precautions/people-with-medical-conditions.html>
2. Allotey J, Stallings E, Bonet M, et al. Clinical manifestations, risk factors, and maternal and perinatal outcomes of coronavirus disease 2019 in pregnancy: living systematic review and meta-analysis. *BMJ*. 2020;370:m3320. doi:10.1136/bmj.m3320
3. Zambrano LD, Ellington S, Strid P, et al. Update: Characteristics of symptomatic women of reproductive age with laboratory-confirmed SARS-CoV-2 infection by pregnancy status - United States, January 22-October 3, 2020. *MMWR Morb Mortal Wkly Rep*. 2020;69(44):1641-1647. doi:10.15585/mmwr.mm6944e3
4. Money DM, CANCOVID-Preg Network. *Canadian Surveillance of COVID-19 in Pregnancy: Epidemiology, Maternal and Infant Outcomes Report #4*. Published June 3, 2021. Accessed June 30, 2021. Available at: <https://ridprogram.med.ubc.ca/cancovid-preg/>
5. Ontario Ministry of Health. *COVID-19: Guidance for Prioritization of Phase 2 Populations for COVID-19 Vaccination*. Published 2021. Accessed June 30, 2021. Available at: https://www.health.gov.on.ca/en/pro/programs/publichealth/coronavirus/docs/vaccine/COVID-19_Phase_2_vaccination_prioritization.pdf
6. National Advisory Committee on Immunization. *Recommendations on the Use of COVID-19 Vaccines*. Published 2021. Accessed June 30, 2021. Available at: <https://www.canada.ca/content/dam/phac-aspc/documents/services/immunization/national-advisory-committee-on-immunization-naci/recommendations-use-covid-19-vaccines/recommendations-use-covid-19-vaccines-en.pdf>
7. American College of Obstetricians and Gynecologists. *Vaccinating Pregnant and Lactating Patients Against COVID-19*. Published 2020. Accessed January 28, 2021. Available at: <https://www.acog.org/clinical/clinical-guidance/practice-advisory/articles/2020/12/vaccinating-pregnant-and-lactating-patients-against-covid-19>
8. World Health Organization - Department of Reproductive Health and Research. On the use of COVID-19 mRNA vaccines in pregnancy. Published 2021. Accessed January 28, 2021. Available at: <https://www.who.int/news-room/news-updates>
9. Murphy MSQ, Fell DB, Sprague AE, et al. Data resource profile: Better Outcomes Registry & Network (BORN) Ontario. *Int J Epidemiol*. 2021; doi:10.1093/ije/dyab033
10. Dougan SD, Okun N, Bellai-Dussault K, et al. Performance of a universally offered prenatal screening program incorporating cfDNA in Ontario, Canada: a descriptive population-based cohort study of 280,000 pregnancies. *medRxiv*. doi:10.1101/2020.09.22.20195123
11. Huang T, Dougan S, Walker M, Armour CM, Okun N. Trends in the use of prenatal testing services for fetal aneuploidy in Ontario: a descriptive study. *CMAJ Open*. 2018;6(4):E436-E444. doi:10.9778/cmajo.20180046

Acknowledgements

This project is supported by funding from the Public Health Agency of Canada, through the Vaccine Surveillance Reference Group and the COVID-19 Immunity Task Force. / Ce projet est soutenu par un financement de L'Agence de la santé publique du Canada, par le biais du Groupe de référence sur la surveillance des vaccins et le Groupe de travail sur l'immunité COVID-19.

We additionally thank the Ontario Ministry of Health for providing data from COVaxON, maternal-newborn hospitals and midwifery practice groups in Ontario for supplying BORN Ontario with the COVID-19 Case Report Forms and providing pregnancy and birth information for all pregnant individuals, and Public Health Ontario for providing access to data from the Case and Contact Management System (CCM).

Project Steering Committee

Deshayne Fell, Gillian Alton, Jon Barrett, Lise Bisnaire, Sarah Buchan, Darine El-Chaar, Tavleen Dhinsa, Shelly Dougan, Sandy Dunn, Christopher Gravel, Jeff Kwong, Shannon MacDonald, Nannette Okun, Annette Regan, Prakeshkumar Shah, Ann Sprague, Eszter Török, Mark Walker, Kumanan Wilson, Sarah Wilson

Disclaimer

The analyses, conclusions, opinions, and statements expressed herein are solely those of the authors and do not reflect those of the funding or data sources; no endorsement is intended or should be inferred. The work was guided by the current best available data and evidence at the time of publication. This document may be used without permission for non-commercial purposes only provided that appropriate credit is given to BORN Ontario (see Citation below).

Citation

Better Outcomes Registry & Network (BORN) Ontario. COVID-19 Vaccination During Pregnancy in Ontario: Surveillance Report #2, Reporting Interval December 14, 2020 to June 30, 2021. Ottawa, ON: BORN Ontario; July 30, 2021.

For Further Information

Please contact BORN Ontario at: covid@bornontario.ca

BORN Ontario

The Better Outcomes Registry & Network (BORN) Ontario is the province's pregnancy, birth and childhood registry and network. By collecting, interpreting, sharing and rigorously protecting critical data about every birth in the province, BORN Ontario makes a positive and lasting contribution to the health of mothers, newborns, children and the citizens of Ontario. BORN Ontario is a provincial program of CHEO, a pediatric health and research centre based in Ottawa. www.bornontario.ca